Comprehensive Economic Development Strategy

2013 Annual Report



Published by:
The Greater Egypt Regional Planning and Development Commission
DATE

Pictured on cover: Top right – a worker runs conduit for the Clearwave Broadband Deployment project in southern Illinois; Center – KPS, Inc lays sewer infrastructure for the EDA funded industrial park infrastructure project in Benton, IL; Bottom Left – The recently completed Transportation Education Center at Southern Illinois Airport.

The preparation of this report was financed in part through a grant from the U.S. Department of Commerce, Economic Development Administration, and annual appropriations from the Illinois Counties of Franklin, Jackson, Jefferson, Perry, and Williamson; the Kinkaid-Reed's Creek Conservancy District; Rend Lake Conservancy District; the Assembly of Local Governments; and the Cities of Benton, Carbondale, Carterville, Du Quoin, Herrin, Marion, Mt. Vernon, Murphysboro, Pinckneyville, and West Frankfort. Publication #2013-1041

Abstract

Title: Comprehensive Economic Development Strategy for Greater Egypt Region – 2013 update

Project Coordinators: Cary Minnis, Executive Director
Margie Mitchell, Program Director
Travis Taylor, Regional Planner

Assisted By: CEDS Committee and CEDS Advisory Committee

Planning Agency: Greater Egypt Regional Planning and Development Commission
3000 West DeYoung Street, Suite 800B-3
Marion IL, 62959
Phone: 618-997-9351
www.greateregypt.org

Date: DATE

Abstract: This report details the Region's progress toward meeting the goals detailed in the 2010 Comprehensive Economic Development Strategy for the Greater Egypt Region

Map of the Greater Egypt Region:

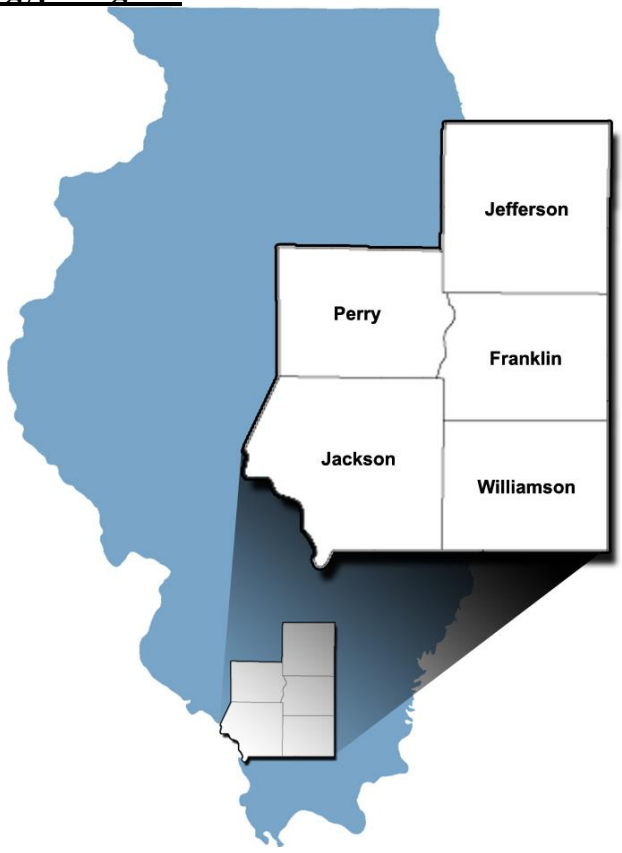

Table of Contents

Abstract i
CEDS Committee iii
CEDS Advisory Committee iv

Current Comprehensive Economic Development Strategy
District Development Strategy 1
Goals for the Upcoming Year 3

Review of Key Economic Indicators and Performance Measures
Key Economic Indicators 4
Socioeconomic Profile Update 7

Greater Egypt Regional CEDS Goals Project Report 2012-2013
Progress on 2012 Goals 16

Prospective EDA Projects 21
Major Economic Development Projects Completed (7/1/2012-6/30/2013) 22
Major Economic Development Projects Underway (7/1/2012-6/30/2013) 26

Appendices:
Appendix A – Regional Economic and Demographic Data Update
Appendix B – Identified Project List

Comprehensive Economic Development Strategy (CEDS) Committee

Private Sector Members

Name	Organization
William Dill	Franklin County Regional Economic Development Corporation
Jeff Doherty	Jackson Growth Alliance
Marry Ellen Bechtel	Jefferson County Development Corporation
Jerry Crouse	Regional Economic Development Corporation

Public Sector Members

Name	Organization
Kyle Harfst	Southern Illinois University
Kathy Lively	Connect SI; MAN-TRA-CON Corporation
Jeff Ashauer	Perry County

Comprehensive Economic Development Strategy (CEDS) Advisory Committee

To supplement the CEDS committee, representatives from different organizations were brought in on the process to provide direct feedback on the CEDS and the CEDS process. Representatives from the following within the District were contacted to provide feedback on the Comprehensive Economic Development Strategy and its processes:

- Counties and Municipalities
- Private and public employers
- Chambers of Commerce
- Community Foundations
- Citizens
- Community Colleges
- Conservancy Districts
- Airports
- Transit Districts
- Illinois Department of Commerce and Economic Opportunity
- USDA Rural Development

Current Comprehensive Economic Development Strategy

District Development Strategy

No significant changes happened in the region since the revised CEDS was submitted in August 2010 that would necessitate a change in the districts development strategy. The strategy below remains as submitted in August 2010, but projects that have been completed have been removed and new projects have been added.

The implementation plan is carried out by the Commission in cooperation with numerous development and promotion groups and by units of local government. The decentralization of these development efforts requires extraordinary encouragement of coordination and cooperation. This decentralization is reflected in the many and varied projects proposed for the District, as listed at the end of this chapter.

Mission and Vision Updates

At the recommendation of Greater Egypt Staff, the CEDS Committee began discussing the creation of a CEDS mission and vision for the district. Through setting a mission and vision, the committee hopes to establish a common theme through which the committee can develop economic development strategies and prioritize projects. The CEDS Committee anticipates having an established and accepted mission and vision for future CEDS documents. The following are draft mission and vision statements discussed by the committee in 2012.

Mission

Foster community and economic development in the Greater Egypt Region by conducting an ongoing collaborative process to develop and implement a comprehensive economic development strategy.

Vision

The Greater Egypt Region will become a thriving, economically diverse environment for business and industry with a growing population, labor force, per capita income and expanding tax base.

EDA and State of Illinois Goals

The Goals formulated by EDA for river valley rural sub-category remain relevant to the Greater Egypt District. They are listed below:

1. Modernize and make effective use of major central business districts.
2. Encourage infrastructure investments in areas with concrete potentials for natural resource processing with emphasis on energy production.
3. Develop port facilities
4. Assist firms and communities impacted by foreign trade.
5. Develop and/or recycle land and industrial facilities.
6. Develop adequate labor force with relevant skills.

7. Develop institutional capability in areas of high distress.
8. Develop infrastructure and facilities for tourist industry.
9. Assist in the economic development of minority businesses and neighborhoods.
10. Assist qualified organizations and neighborhoods.

In the Governor of Illinois "Opportunity Returns" plan for the southern region lists six primary goals which apply to the District. The goals are:

1. Modernize and Expand Local Businesses
2. Improve Local Infrastructure
3. Strengthen Education and Job Training
4. Support Coal Industry and Use of Renewable Energy
5. Promote Regional Tourism
6. Assist Entrepreneurs and Small Business

District Goals and Objectives

The following policy areas and goals remain consistent with the 2011 CEDS update. Policy I addresses basic Infrastructure needs for businesses. Policy II addresses Quality of Life issues. Policy III addresses the values and philosophies of regionalism. The policies and goals are listed in a prioritized order. Therefore, the sequence from Policy I, Goal 1 to Policy 3, Goal 7, are prioritized in order. As this is an Economic Development Administration document, industrial and business infrastructure goals were prioritized higher than general community goals with values and philosophies lowest.

<u>Policy I – Infrastructure</u>

Policy Statement: Develop and maintain the basic Infrastructure required to retain, expand, and attract businesses.

Goal 1 - Industrial Infrastructure: Develop suitable land and facilities, environmentally problem-free, needed to maintain existing, expanding or locating employers.

Goal 2 - Communications Infrastructure: Develop fiber optic and other telecommunications facilities that will enhance the flow of information and support new technologies

Goal 3 - Business Expansion and Location: Make available land, labor, capital, and assistance needed by businesses to expand or locate in the District.

<u>Policy II – Quality of Life</u>

Policy Statement: Develop and maintain a high Quality of Life for residents, businesses and their employees.

Goal 1 - Community Infrastructure: Develop housing and other physical facilities that are healthful and attractive.

Goal 2 - Public Services: Maintain, upgrade and make readily accessible public services essential to orderly development, safety and well-being.

Goal 3 - Health and Medical Care: Provide and make accessible to all residents the best health and medical care possible.

Goal 4 - Education: Improve all levels of education through effectiveness, efficiency, expansion, consolidation, as well as encourage upgrading of physical facilities, new technologies and special programs.

Goal 5 - Workforce Development: Refine and make accessible to all residents workforce training and adult training programs.

Goal 6 - Specialized Human Services: establish, refine and coordinate human services for the aged, youth, handicapped and socially maladjusted.

Goal 7 - Cultural and Recreation Activities**:** Encourage and provide for a more stimulating and rewarding use of leisure time through the development of regional attractions and events.

Policy III – Regionalism
Policy Statement: Develop and support projects, programs and initiatives that encourage economic development and improve the quality of life throughout the region

Goal 1 - Regional Development: Work cooperatively to promote the southern Illinois region

Goal 2 - Regional Policies: Develop and implement policies controlling issues that affect the entire region

Goals for the Upcoming Year

To achieve the goals and objectives above Greater Egypt will take the actions while working in collaboration with numerous partnering agencies. The goals/actions for the upcoming year are to:

2013 goals…

CEDS Process:

- Facilitate an ongoing CEDS process that engages all of the District's stakeholders
- Educate all new CEDS committee members as well as the newly elected officials about the CEDS process and the types of investment incentives available for its implementation

CEDS Document:

- Analyze the current CEDS goals and objectives to ensure they will achieve the mission and vision of the CEDS.
- Develop specific goals and objectives for promoting and developing leading industry clusters in the region.

Review of Key Economic Indicators and Performance Measures

Overview

Over the fiscal year (July 1, 2012 to June 30, 2013), the Greater Egypt district's economy has continued to show signs of recovery. Throughout the district, new businesses and business expansions show the hope of economic recovery, while rising retail sales receipts and declining unemployment prove that recovery is underway. Coupled with infrastructure improvements, the District may be positioning itself for a healthy bounce back from the economic downturn. The following economic and socioeconomic indicators represent performance measures the CEDS committee recommended tracking to determine the success of the economic development efforts in the District.

Key Economic Indicators

Sales Tax Receipts

One indicator of economic health is the sale of products and services in a region. The state sales tax was chosen as the tool to measure these sales. This tax remains uniform throughout the counties and thus can be used as one of our barometers of economic health. State sales tax receipts grew 2.21% from 2010 to 20ll. Tax receipts continued to grow in 2012, albeit at a lower rate than in 2011.

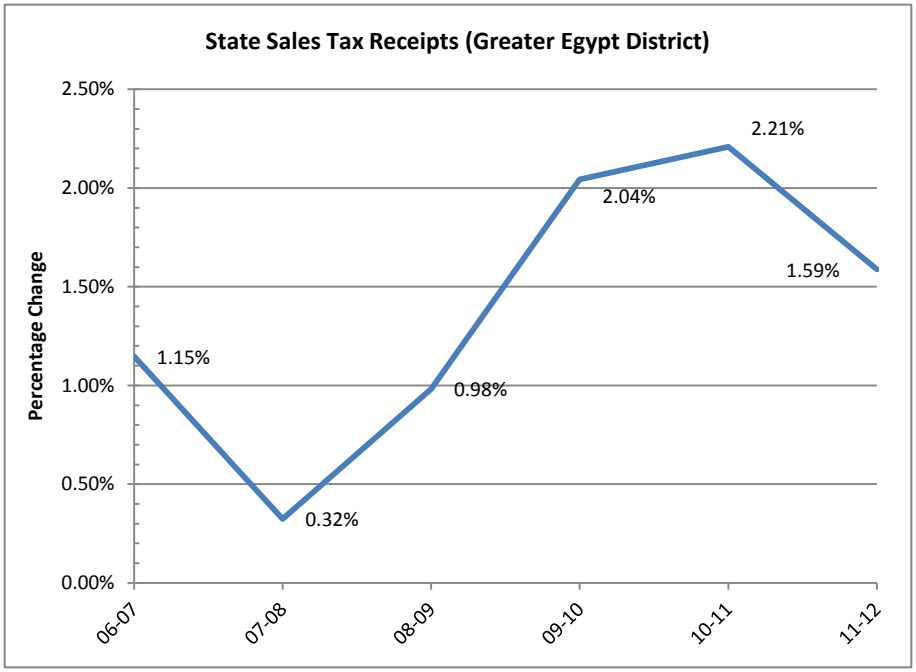

Source: IL Dept. of Revenue, SIC Reporting

Labor Force Statistics

Over the past ten years, the Greater Egypt labor force has had a positive trend. The labor force peaked in September 2007 at 120,279 people. The labor force has since declined, not eclipsing 118,000 workers. However, the graph displaying the recent labor force history shows that from its initial decline in 2008, the labor force has since stabilized, fluctuating mostly between 111,000 and 117,000 workers. It should be noted that the positive trend in the District's growing labor force has netted a 8,557 worker increase since January of 2001.

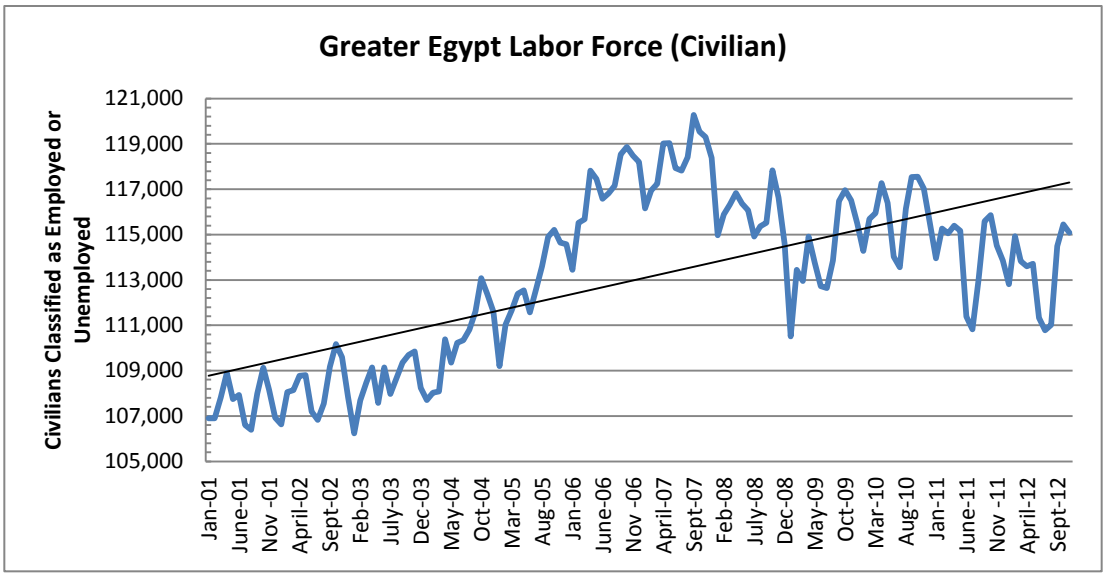

Source: IL Dept. of Employment Security, Local Area Unemployment Statistics

Similar to the rising labor force numbers, unemployment rates provide a glimpse at the health of the economy. Looking at the past 2 years, we can see that the unemployment rate has seen a downward trend. The same trend can be seen for both the United States and Illinois.

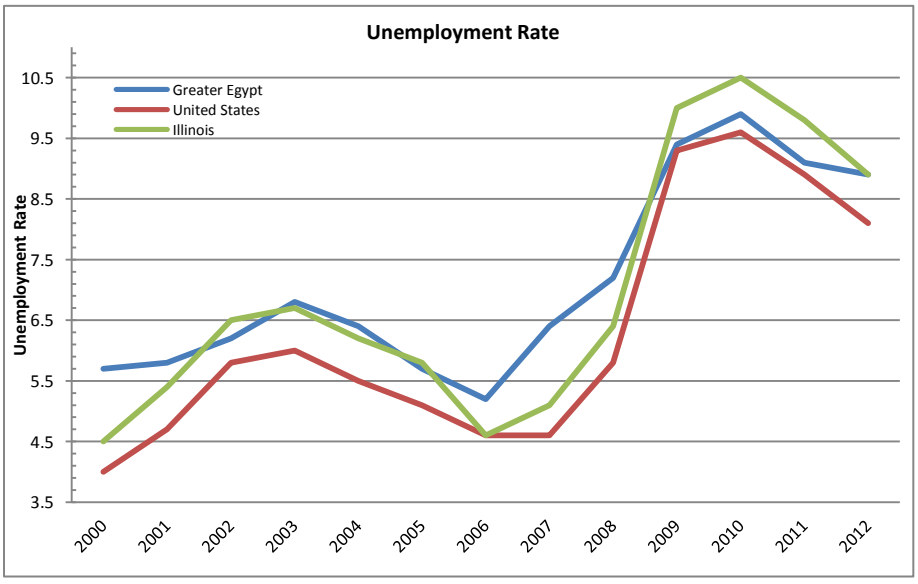

Source: IL Dept. of Employment Security, Local Area Unemployment Statistics

Worker Flow

An important statistic for many employers and economic developers in the Greater Egypt district is that concerning worker flow. The map below using data from the American Community Survey (ACS) from 2006-2008 shows that 97 % of those that work in the Greater Egypt district reside within the District itself in addition to Marion and Saline counties which contribute to 1.93% and 1.77% of Greater Egypt's workforce respectively. In terms of where Greater Egypt residents work, 97% of the residents in the Greater Egypt Region work in the District in addition to Marion (1.19%), Randolph (2.17%), and Saline (1.28%) Counties. It should be noted, that this information was gathered through the Census Transportation Planning Products (CTPP) web based tool using ACS 3-year data which only reports on counties with a population of 20,000 or more. This may cause some nearby counties and their worker flow information to be suppressed. Including the nearby counties of Alexander, Edwards, Gallatin, Hamilton, Hardin, Johnson, Mercer, Pope Pulaski, Union, Wabash, Washington, Wayne, and White.

Source: Census Transportation Planning Products (Accessed 2/12/2013)

Socioeconomic Profile Update

Total Population

From 2000 to 2010, Greater Egypt has seen slow growth in population when compared to that of Illinois and the United States. The United States saw the greatest increase of 9.7%, while Illinois saw growth of 3.3%. The District, however saw only a 1.9% increase in population during this period.

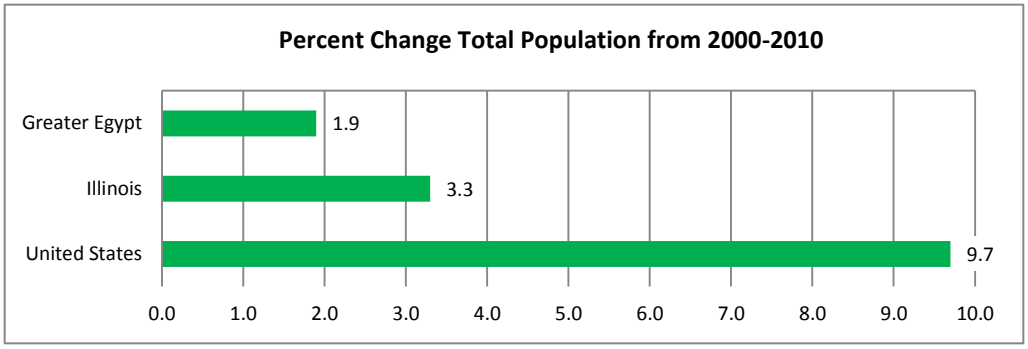

Source: US Census 2000 and 2010 Data

Greater Egypt has seen a substantial increase in population since 1950. Greater Egypt's population has increased from 193,008 in 1950 to 227,313 in 2010, a 17.8% increase. During this period, the district has only seen population decreases during the 1950s and the 1980s.

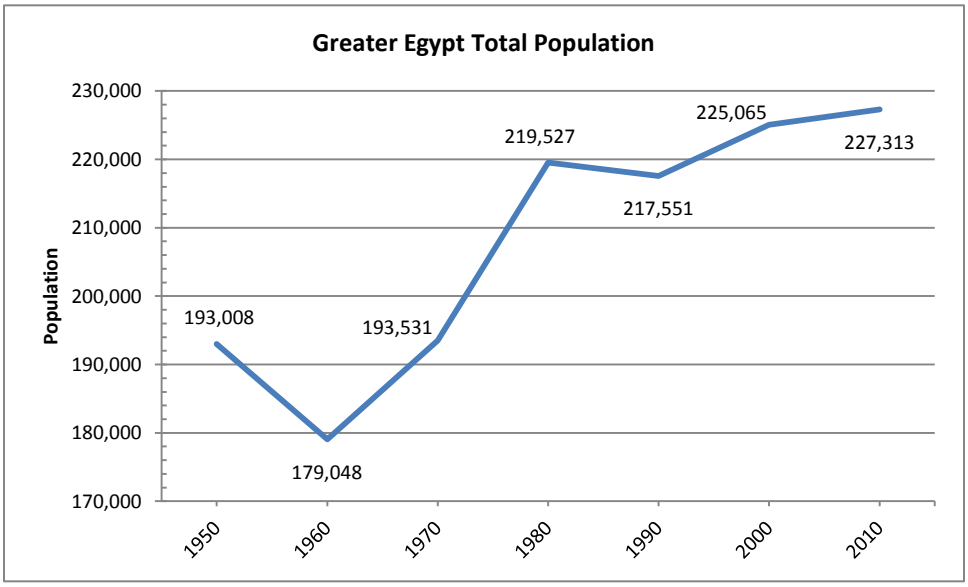

Source: US Census Decennial Data

Population by Age

Though Greater Egypt's total population is increasing, a more in-depth look reveals that the growth is not across all ages. Through these numbers we can identify the size of the district's youth, working age, and retirement age population. While Greater Egypt's total population saw an increase from 2000 to 2010, both the youth population (24 and under) and the prime working age population (25-54) saw declining numbers. This trend is echoed in the Illinois population numbers as the state also saw decreases. The United States however, saw increases in both of these categories.

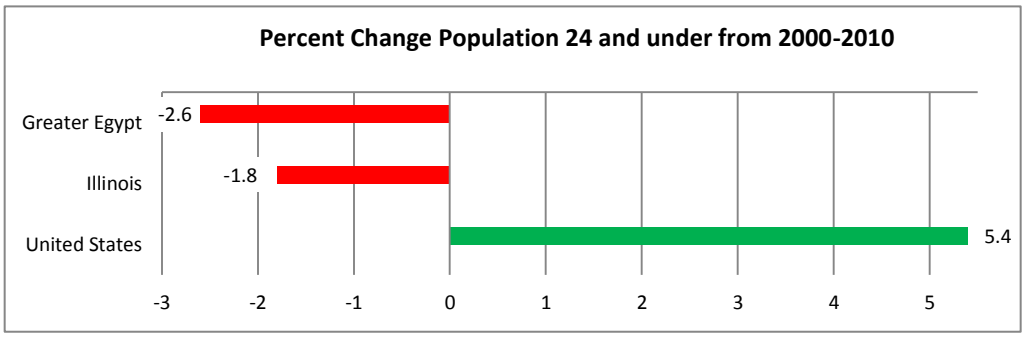

Source: US Census 2000 and 2010 Data

The prime working age population, qualified as those in the population between the ages of 25 to 54, can have a significant impact on the health of the economy. Unfortunately, Greater Egypt and Illinois have seen a decrease in this population by 2.3% from 2000 to 2010. Illinois also saw a decrease, though by only 0.9% while the United States had an increase of 3.6%.

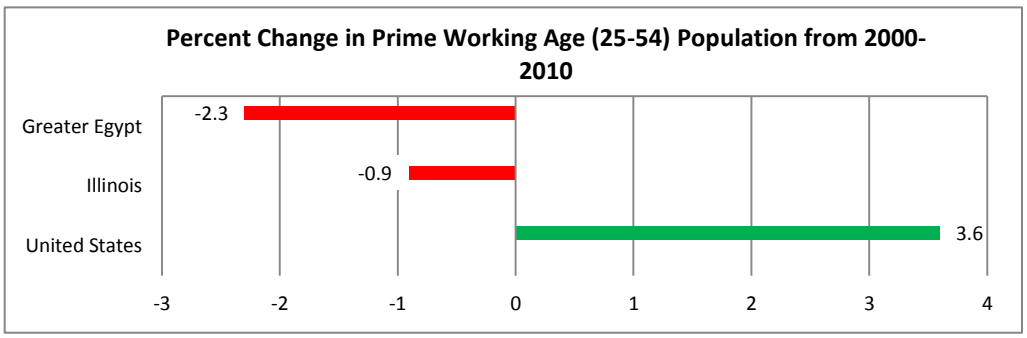

Source: US Census 2000 and 2010 Data

In contrast, the population 55 and older in the Greater Egypt District has grown by 15.4%. This echoes the trend in Illinois and the United States, which show growth rates of 21.3% and 29.5% respectively. When looking at these trends in whole, one can see that Greater Egypt is following some of the same trends of Illinois and the United States the population of retirement age population growing while the population up to the age of 55 is slowing, or declining in the District and Illinois' case.

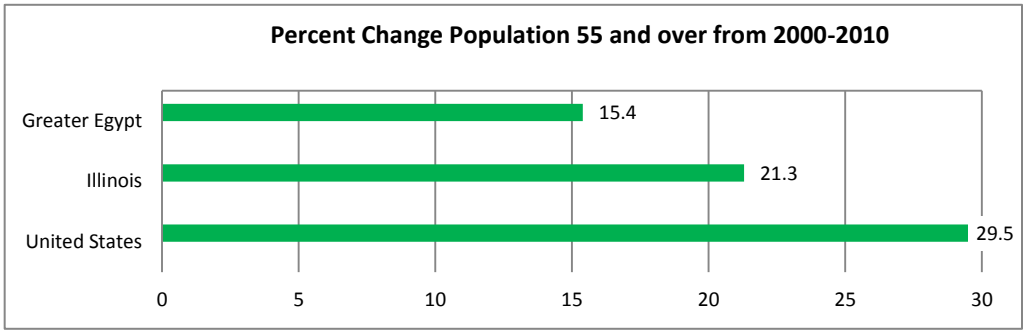

Source: US Census 2000 and 2010 Data

Per Capita Income

While the age breakdown of the population is disconcerting, the trend of the district's per capita income provides some hope for the district. The graph below demonstrates how Greater Egypt is following the same general upward trends as Illinois and the United States, except at a faster rate. From 2000 to 2011, Greater Egypt saw a significant increase of 50.1% in per capita income. The United States and Illinois saw less substantial increases of 37.1% and 33.9%, respectively. While growing at a faster rate, Greater Egypt still lags behind the United States and Illinois in Per Capita Income.

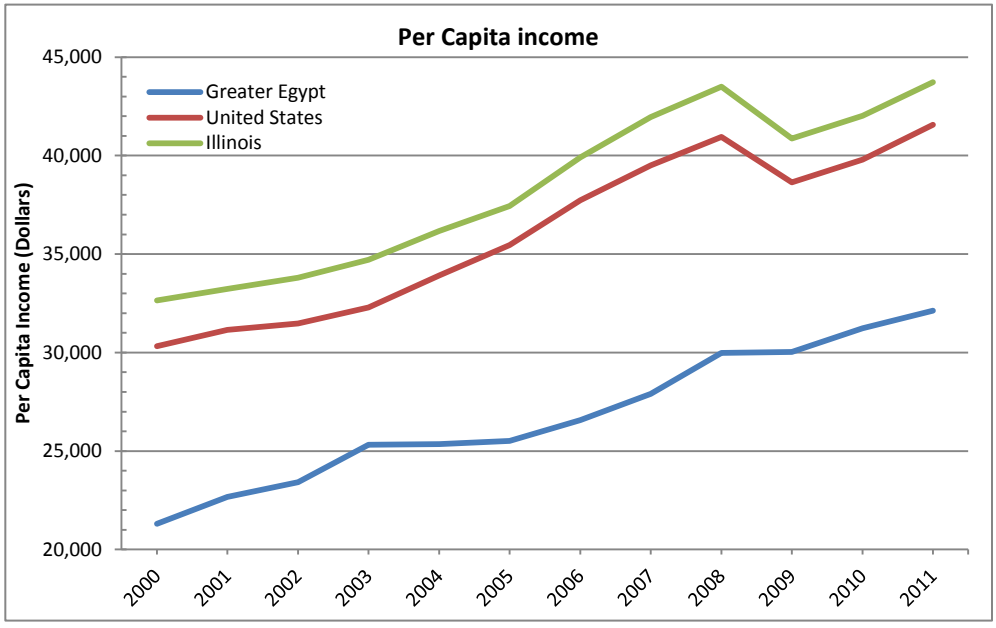

Source: Bureau of Economic Analysis

Poverty Rates

Going hand in hand with lower than average per capita income, the Greater Egypt District also has higher than average poverty rates. The Greater Egypt District's poverty rate was 6.69% higher than that of Illinois' and 5.69% higher than the United States in 2011. The 2011 poverty rate for the District is up by 3.13% since 2005.

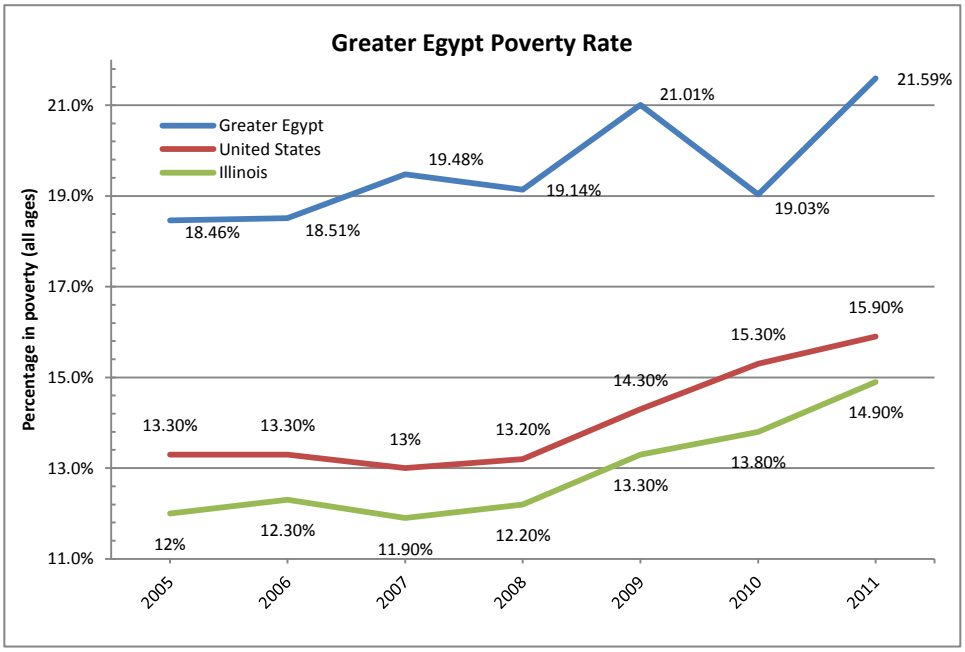

Source: US Census Bureau's Small Area Income and Poverty Estimates (SAIPE)

Industry Cluster Analysis

Beginning with the 2012 CEDS Update, the CEDS committee and Greater Egypt staff have been analyzing StatsAmerica Industry Clusters for the Greater Egypt District. The figure on Page 11 of this document demonstrates a typical bubble chart depicting some of the relevant data for industry cluster location quotient analysis. This chart shows the location quotients of each industry cluster through placement along the vertical axis and percentage change in location quotient along the horizontal axis. Employment numbers are also depicted through the size of the industry's respective bubble. The location quotient is a commonly used analytical tool that, in this case, depicts the ratio of a specific industry's share of employment in the region to that of the industry's share of employment in the nation. Any industry cluster with a location quotient above one is understood to have some competitive advantage in that region in comparison to the nation. Particular industries of interest are those that demonstrate both high location quotients and growth in location quotient over time. Those industry clusters that lie within the "Stars" top right quadrant of the chart are typically understood to be those industries in which the District holds a competitive advantage in comparison to the nation. One can see that the Greater Egypt District finds Primary Metal Manufacturing, Chemicals and Chemical Based Products, and Energy industry cluster fall within this Stars quadrant and may be of particular economic interest moving forward.

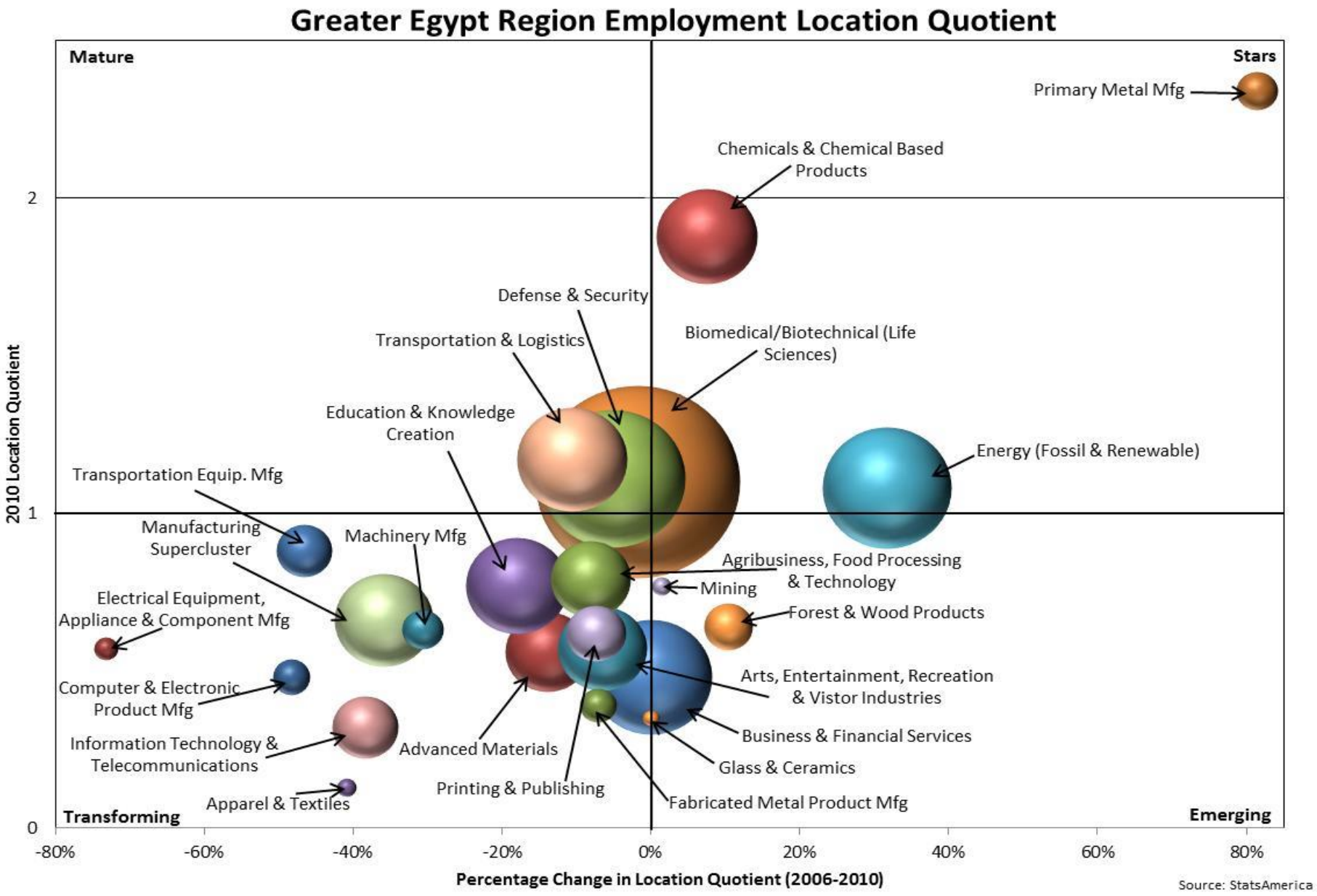
Greater Egypt Region Employment Location Quotient
Mature
Stars
Primary Metal Mfg
Chemicals & Chemical Based Products
Defense & Security
Transportation & Logistics
Biomedical/Biotechnical (Life Sciences)
Education & Knowledge Creation
Energy (Fossil & Renewable)
Transportation Equip. Mfg
Manufacturing Supercluster
Machinery Mfg
Agribusiness, Food Processing & Technology
Mining
Forest & Wood Products
Electrical Equipment, Appliance & Component Mfg
Computer & Electronic Product Mfg
Arts, Entertainment, Recreation & Vistor Industries
Business & Financial Services
Information Technology & Telecommunications
Advanced Materials
Glass & Ceramics
Printing & Publishing
Fabricated Metal Product Mfg
Apparel & Textiles
Transforming
Emerging
2010 Location Quotient
0
1
2
-80%
-60%
-40%
-20%
0%
20%
40%
60%
80%
Percentage Change in Location Quotient (2006-2010)
Source: StatsAmerica

Industry Cluster Changes (2006-2010)

Description	Change in Establishments	Percentage Change in Establishments	Change Employment	Percentage Change Employment	Change in Average Wage	Percentage Change in Average Wage
Total All Industries	140	2.75%	-3,366	-3.87%	$4,435.26	14.73%
Advanced Materials	5	8.33%	-567	-24.79%	$4,898.09	9.74%
Agribusiness, Food Processing & Technology	9	14.75%	-152	-8.84%	$12,059.14	37.29%
Apparel & Textiles	1	4.17%	-84	-50.30%	$7,707.59	24.77%
Arts, Entertainment, Recreation & Vistor Industries	21	10.71%	-190	-9.10%	$4,528.79	17.36%
Biomedical/Biotechnical (Life Sciences)	5	2.70%	614	6.46%	$3,372.61	8.91%
Business & Financial Services	17	2.76%	-55	-1.53%	$8,640.35	14.48%
Chemicals & Chemical Based Products	7	21.21%	-97	-3.81%	$1,405.28	2.59%
Defense & Security	1	1.04%	-82	-1.58%	$9,071.72	17.17%
Education & Knowledge Creation	-7	-13.21%	-386	-13.48%	$4,940.84	11.26%
Energy (Fossil & Renewable)	9	3.78%	838	26.44%	$691.95	1.14%
Forest & Wood Products	1	3.33%	-167	-22.54%	-$4,871.58	-10.30%
Glass & Ceramics	-1	-10.00%	-16	-21.33%	$209.92	0.58%
Information Technology & Telecommunications	0	0.00%	-730	-41.52%	$1,770.85	2.80%
Manufacturing Supercluster	-3	-3.45%	-2,147	-48.13%	$8,047.31	16.86%
Computer & Electronic Product Mfg	-2	-25.00%	-380	-54.13%	$3,521.34	6.45%
Electrical Equipment, Appliance & Component Mfg	1	16.67%	-333	-71.31%	-$573.93	-1.04%
Fabricated Metal Product Mfg	1	3.70%	-92	-22.60%	$6,829.92	15.74%
Machinery Mfg	-1	-3.33%	-293	-41.98%	$10,647.02	19.27%
Primary Metal Mfg	1	16.67%	122	43.88%	$10,635.59	22.31%
Transportation Equipment Mfg	-3	-30.00%	-1,171	-61.34%	$8,861.38	21.35%
Mining	2	25.00%	-8	-8.60%	-$6,058.13	-10.04%
Printing & Publishing	-3	-3.26%	-211	-20.06%	$1,989.00	4.47%
Transportation & Logistics	7	3.72%	-557	-16.04%	$3,895.78	10.90%

Source: StatsAmerica

Industry Cluster Location Quotient (2010)

Description	Industry Cluster Employment LQ
Primary Metal Mfg	**2.34**
Chemicals & Chemical Based Products	**1.88**
Transportation & Logistics	**1.17**
Defense & Security	**1.11**
Biomedical/Biotechnical (Life Sciences)	**1.1**
Energy (Fossil & Renewable)	**1.08**
Transportation Equipment Mfg	0.88
Agribusiness, Food Processing & Technology	0.79
Education & Knowledge Creation	0.77
Mining	0.77
Manufacturing Supercluster	0.66
Forest & Wood Products	0.64
Machinery Mfg	0.63
Printing & Publishing	0.62
Electrical Equipment, Appliance & Component Mfg	0.57
Arts, Entertainment, Recreation & Vistor Industries	0.57
Advanced Materials	0.56
Computer & Electronic Product Mfg	0.48
Business & Financial Services	0.48
Fabricated Metal Product Mfg	0.39
Glass & Ceramics	0.35
Information Technology & Telecommunications	0.32
Apparel & Textiles	0.13

Source: StatsAmerica

Shift Share Analysis

To supplement the location quotient analysis, shift-share analysis controls for employment changes at the industry and national level. Controlling for these variables, the District can focus on the sole effect of the district on employment levels of each industry. In the table below, the National Share shows the number of employees that were gained or lost due to the overall national employment trend. The Industry Mix category shows the number of employees that the Industry gained or lost due to the employment trends of that specific industry cluster. After removing these two numbers from the change in employment for the industry, the Regional Share is what is left. The number of employees gained or lost in this category can be considered a direct result of the District's environment on the industry cluster, thus providing another measure of the District's competitive advantage.

Shift Share Analysis 2008-2010

Industry Cluster	National Share	Industry Mix	Regional Share
Advanced Materials	-109	-117	-165
Agribusiness, Food Processing & Technology	**-82**	**44**	**28**
Apparel & Textiles	-5	-12	-4
Arts, Entertainment, Recreation & Visitor Industries	-119	2	-288
Biomedical/Biotechnical (Life Sciences)	**-497**	**741**	**276**
Business & Financial Services	**-185**	**-15**	**176**
Chemicals & Chemical Based Products	**-114**	**-154**	**507**
Defense & Security	**-242**	**187**	**492**
Education & Knowledge Creation	-149	182	-436
Energy (Fossil & Renewable)	**-168**	**-25**	**953**
Forest & Wood Products	-37	-105	0
Glass & Ceramics	**-2**	**-5**	**23**
Information Technology & Telecommunications	-78	-19	-386
Manufacturing Supercluster	-172	-356	-479
Computer & Electronic Product Mfg	-36	-47	-292
Electrical Equipment, Appliance & Component Mfg	-15	-30	-115
Fabricated Metal Product Mfg	**-19**	**-44**	**14**
Machinery Mfg	-27	-57	-36
Primary Metal Mfg	-21	-54	74
Transportation Equipment Mfg	-54	-123	-125
Mining	-6	-9	-11
Printing & Publishing	**-45**	**-75**	**96**
Transportation & Logistics	-189	-110	-436

Source: StatsAmerica

Reports from Local Governments on Jobs Created and Retained

According to the information collected from the CEDS Committee and CEDS Advisory Committee, within the past year, completed projects in the District have led to the creation of approximately 308 jobs and the retention of 2,632 jobs.

Number and types of Investment made in the District

According to the information collected from the CEDS Committee and CEDS Advisory Committee, within the past year 12 economic development projects have been completed and 26 projects are considered underway.

Amount of Private Sector Investment in the District

According to the information collected from the CEDS Committee and CEDS Advisory Committee, within the past year there was $266,311,104 in private sector investments made in the District. Furthermore, within the next few years there is an expected $519,926,779 in private sector investments to be made on projects underway.

Greater Egypt Regional CEDS Goals Project Report 2012-2013

Progress on 2012 Goals

CEDS Process:

- Facilitate an ongoing CEDS process that engages all of the District's stakeholders
  - CEDS Committee has been revised and includes the respective county economic development organizations. The larger CEDS advisory committee includes private and public employers, municipalities, counties community foundations, community colleges, conservancy districts, airports, transit districts, and state and federal agencies.
- Educate all new CEDS committee members as well as the newly elected officials about the CEDS process and the types of investment incentives available for its implementation
  - Greater Egypt made a presentation regarding the Economic Development District and the CEDS process at the Commission's 2012 Annual Dinner. The CEDS committee has also made a conscious effort to include the newly formed CEDS advisory committee in the CEDS process from the beginning.

CEDS Document:

- Create a mission and vision statement to guide the District's CEDS process
  - In 2012, the CEDS committee continued to draft a new mission and vision statement for the upcoming full CEDS update in 2015.
- Analyze the current CEDS goals and objectives to ensure they will achieve the mission and vision of the CEDS
  - After completing the newly formed CEDS mission and vision, the CEDS committee began reviewing the existing goals and objectives.
- Develop specific goals and objectives for promoting and developing leading industry clusters in the region.
  - The CEDS committee continued to analyze local industry clusters and appropriate analyses to target specific industry clusters in the area

Progress Toward CEDS Goals

Much progress has been made over the last year toward achieving the goals in the CEDS. Following is a narrative detailing the progress the Region has made in the last fiscal year to the 2012 CEDS Goals. Additional projects supporting these goals can be found in the following section of this document listing projects underway and completed in 2012-2013.

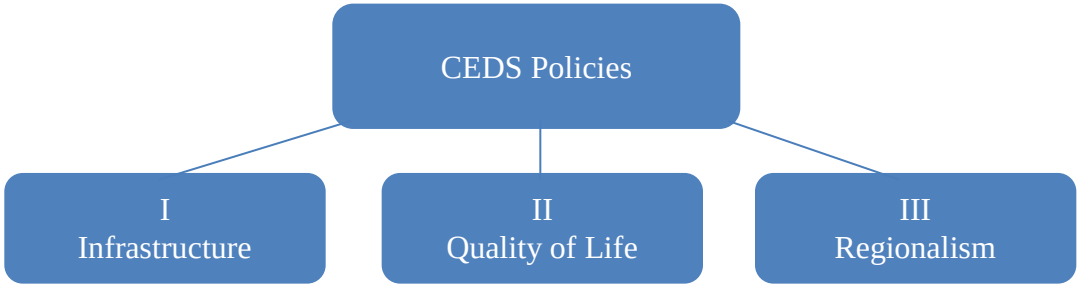

Policy I – Infrastructure

Goal 1 - Industrial Infrastructure: Develop suitable land and facilities, environmentally problem-free, needed to maintain existing, expanding or locating employers.

Strategy

- Continue to seek local, state, and federal funding to implement the projects consistent with the CEDS

Progress

- The City of West Frankfort secured funding from the Delta Regional Authority for the installation of a sprinkler system within the West Frankfort business Incubator. This project will help attract and retain businesses by lowering the cost of insurance that must be held by businesses in the facility.
- The City of Benton is reconstructing and widening approximately 8,850 feet of existing roadway, constructing approximately 2,400 feet of new roadway, including storm sewer and other items, the installation of approximately 2,400 feet of water and sewer main, and the relocation of approximately 4,760 feet of water main, all to serve and improve approximately 199.87 acres of property, with approximately 123.87 acres owned by the City of Benton, within the Benton Industrial Park II.
- Housed by Greater Egypt, the Southern Illinois Metropolitan Planning Organization was formally recognized by the State of Illinois in 2013 as the planning organization for the designated urbanized area along the Route 13 corridor from Carbondale, IL to Marion, IL.

Goal 2 - Communications Infrastructure: Develop fiber optic and other telecommunications facilities that will enhance the flow of information and support new technologies.

Strategy

- Continue to Support Clearwave Communications with their Broadband Deployment project.
- Work with Connect SI to further broadband availability and adoption in the District.

Progress

- Clearwave Communications is constructing more than 740 miles of new fiber optic cable in southern Illinois to connect 232 community anchor institutions including; 111 schools (K-12), 60 medical and healthcare providers, 28 public safety entities, 23 libraries, 9 community colleges, and 1 major university (SIU-C) with speeds between 10 Mbps and 1 Gbps.

Goal 3 - Business Expansion and Location: Make available land, labor, capital, and assistance needed by businesses to expand or locate in the District.

Strategy

- Continue to offer financial assistance through the EDA Revolving Loan Fund.
- Continue to support Champion Community Investments Intermediary Relending Program and the Rural Microenterprise Assistance Program.

Progress

- Champion Community Investments continued to provide low interest loans to businesses in Franklin, Jackson, Jefferson, Perry, and Williamson counties. New funds were available due to CCI adding an additional $1 million through the Intermediary Relending Program of USDA Rural Development during.
- SIUC completed the construction of a brand new multi-tenant building in the research park. The 15,000 square foot multi-use, multi-tenant building is located east of the Dunn-Richmond Economic Development Center.

Policy II – Quality of Life

Goal 1 - Community Infrastructure: Develop housing and other physical facilities that are healthful and attractive.

Strategy

- Assist Cambria with their design engineering project to upgrade and improve the existing water infrastructure in their community

Progress

- Greater Egypt is assisting the City of Cambria with their design engineering project. The project is now underway and expected to be completed within the next year.
- With funding through the Hazard Mitigation Grant Program, the Rend Lake Conservancy District has broken ground on a project that will relocate a water main that runs under rend lake to avoid a service crippling breakage that may occur during a seismic event.

Goal 2 - Public Services: Maintain, upgrade and make readily accessible public services essential to orderly development, safety and well-being.

Strategy

- Continue working with the units of local government to enhance the public services in the region

Progress

- Village of Cutler has begun a project to design engineer a radium removal system for the Village's public water supply. This project is funded by the Community Development Assistance Program (CDAP) and was assisted by Greater Egypt with the grant application process.
- Greater Egypt has continued rural transportation planning in the District. Greater Egypt is specifically working with local mass transit districts to identify possibilities for mass transit interconnectivity and possible park and ride locations.

Goal 3 - Health and Medical Care: Provide and make accessible to all residents the best health and medical care possible.

Strategy

- Assist Connect SI with the implementation of the Health Information Exchange of Southern Illinois

Progress

- Connect SI completed a plan to implement a Health Information Exchange in Southern Illinois and has created a new not-for-profit within the region to operate the HIE. Connect SI in collaboration with the Regional Extension Center has been assisting physicians with implementation of electronic medical records systems in order to meet the meaningful use guidelines.
- Crossroads hospital in Mt. Vernon completed a $20 million expansion. The expansion connected two wings of the hospital and included a three story structure in the hospital's current courtyard.
- Southern Illinois Healthcare is currently working towards beginning construction of the SIH Cancer Institute to be located in Carterville, Illinois. The new facility will provide cancer treatment to patients whom would normally have to travel out of the area and possibly the state to receive comparable treatments

Goal 4 - Education: Improve all levels of education through effectiveness, efficiency, expansion, consolidation, as well as encourage upgrading of physical facilities, new technologies and special programs.

Strategy

- Continue to support Clearwave Communications Broadband Deployment project and assist educators in the region with utilizing the new technology and capabilities to improve education.

Progress

- Clearwave Communications is constructing more than 740 miles of new fiber optic cable in southern Illinois and will connect 111 schools (K-12), 9 community colleges, and 1 major university (SIU-C) with speeds between 10 Mbps and 1 Gbps. This new technology will allow for shared instruction, online learning, expanded research capabilities, and many other technology driven advances in education.
- Several schools in the District have seen Improvements. Carterville is working on the construction of a new junior high school. The new Mt. Vernon Township High School

is also seeing progress as the high school purchased land and is currently in the design development stage with bidding for construction set to start in November 2013.

- SIU-C constructed a new Transportation Education Center at the Southern Illinois Airport. The Center provides a centralized location for training of automotive and aviation students. Future plans involve leveraging the Center and its students to promote automotive and aviation related business development around the airport.
- SIUC is continuing work on a new student services building. This new state of the art building will offer one location for students to register, attend open houses, and pay fees. It is estimated that construction will cost about $36.6 million and be completed in Fall 2013.

Goal 5 - Workforce Development: Refine and make accessible to all residents workforce training and adult training programs.

Strategy

- Continue to support John A. Logan College, Rend Lake College, Southern Illinois University, and the Southern Illinois Workforce Investment Board (Man-Tra-Con) to make workforce training accessible to youth and adults in the District

Progress

- Partnering toward a common goal, Southern Illinois Healthcare (SIH) and John A. Logan College opened a cutting edge nursing training facility. This simulation laboratory will inhabit a 6,000 square foot space on the top floor of the College's new communication building. Nurses will be able to engage in hands-on activities that simulate real life medical scenarios.

Goal 6 - Specialized Human Services: establish, refine and coordinate human services for the aged, youth, handicapped and socially maladjusted.

Strategy

- Update and Maintain the AccessSI database

Progress

- The AccessSI database was updated

Goal 7 - Cultural and Recreation Activities**:** Encourage and provide for a more stimulating and rewarding use of leisure time through the development of regional attractions and events.

Strategy

- Continue to support the development of the STAR Bond District in Marion, IL.
- Help facilitate Regional Experiences for local and out of district travelers seeking to take advantage of he District's local cultural and recreational activities.

Progress

- The City of Marion plans to construct a community recreation center downtown. The 20,000 square-foot facility will house an indoor swimming pool, basketball courts, and a wellness center.
- Carbondale Park District is beginning to raise funds for an Aquatic Park in Carbondale. The outdoor aquatic center will be built on the Carbondale SuperBlock grounds and will include a lap pool, leisure pool, play structure, lazy river, slide splashdown area, and bath house.
- The City of Mt. Vernon is in the design planning stage of the construction of a new aquatic center to be located on South 34th Street by Lincoln Park.

Policy III - Regionalism

Goal 1: Regional Development: Work cooperatively to promote the southern Illinois region

Strategy

- Continue to support Connect SI with their work to enhance economic prosperity within the 20-southernmost counties in Illinois as well as the LEAD SI program which is designed to instill a deeper appreciation in the region's youth while teaching them leadership skills.
- Continue to meet with the three other planning commissions that serve southern Illinois to discuss issues of a regional nature.
- Seek technical assistance grants that can provide the told and expertise to develop and implement projects that will enhance the District as well as the Region
- Support Destination 13, a partnership formed to develop a strategy to leverage the Destination Development in Marion, IL to maximize the benefits to the region.

Progress

- The LEAD SI program is held as part of a 20-county regional youth engagement strategy designed to foster among regional young people a deep appreciation of Southern Illinois by engaging them in peer networking, and helping them to learn important leadership and community development skills, and to expand the existing leadership base to support the future of Southern Illinois. The LEAD SI initiative was designed to ensure a continuous supply of homegrown leaders for the future of Southern Illinois. For the 2013 Lead SI program 41 youths were selected from 63 applicants.
- Connect SI received a Technical Assistance grant from EDA to update their economic scenario model and to gain access to Research 360 data services for the Connect SI region. With this funding, Connect SI provided Greater Egypt and three other Southern Illinois Regional Planning Commissions access to these extensive online data services.

Goal 2: Regional Policies: Develop and implement policies controlling issues that affect the entire region.

Strategy

- Improve the overall climate for the growth of regional entrepreneurship, small business, and innovation and technology by establishing collaborative frameworks for providing financial and technical assistance.

Progress

- Champion Community Investments (CCI), Greater Egypt, and other local USDA IRP lenders have partnered to develop a joint small business loan application for the district. This application will streamline the process for small businesses in the area, allowing them to submit one application to determine eligibility for Greater Egypt's Revolving Loan Funds or Intermediary Relending Program funds.
- Greater Egypt continues to coordinate the Regional Water Quality Coordinating Council, a local advisory body to the Illinois Environmental Protection Agency on matters related to wastewater treatment, public water supply, and the water quality impacts of mining, agriculture, industry and waste disposal. The Council covers the Southern Illinois Water Quality Management Planning Area which includes the Illinois counties of Franklin, Gallatin, Hamilton, Hardin, Jackson, Jefferson, Perry, Pope, Saline, and Williamson.
- Destination 13 continues to work to develop a strategy to leverage the Destination Development in Marion IL to maximize the benefits to the region. Destination 13 is a partnership among economic development professionals and local officials with the common goal to develop the Illinois Route 13 corridor.

Prospective EDA Projects

Mt. Vernon Business Incubator

The City of Mt. Vernon has begun the process of repurposing a vacant Illinois National Guard Armory to house a business incubator. The City is planning to remodel the building to house a business incubator area as well as an indoor market area to be used by local businesses. The City will utilize a large 10,000 square foot un-partitioned area as a location for local businesses to sell products and services in a market style atmosphere. The remaining approximately 10,000 square feet within the building consists of sectioned out rooms. It is the intent of the City to rent out these rooms at low costs to start-up businesses to form a business incubator within the City. The building has an ideal location that is walking distance from downtown, making it especially appealing for start-up businesses. It is the hope that these businesses will find success within the incubator and move into open space within Mt. Vernon's downtown area.

Mt. Vernon Industrial Park

The City of Mt. Vernon has been home to many new industrial expansions in the last several years. A result of these expansions has been a dramatic reduction of the land available for industrial development. With only 20 acres left in their current industrial park, the City of Mt. Vernon is making plans to keep the industrial expansion momentum going by developing a new industrial park. The current plans call for developing an additional 100 acres which would be owned by the City. The site will need roads and utilities when acquired before the land could be made available to suitable businesses.

Southern Illinois Airport High Tech Zone

The Southern Illinois Airport, located in Jackson County, Illinois, is in the planning process of making the airport campus and surrounding land developable for high tech businesses. The airport is currently underway with a significant amount of construction. During the past few years, nearly $80,000,000 has been spent by multiple agencies in various developments at the airport. With the recent relocation of Southern Illinois University's automotive and aviation campuses to the airport, the airport seeks to leverage this highly skilled workforce in the attraction of related industries to the airport property. The region has galvanized around this concept and initiated a number of activities to support the airport in this effort. With eyes on a more complete and revitalized surrounding road system, the airport seeks to be a competitive developable area for local and global automotive and aviation focused companies. It is expected that more than 40 acres of non-aeronautical use land and nearly 30 acres of aeronautical use land will be available for industrial development within the current airport campus and up to 800 acres adjacent to the airport could also be developed.

Major Economic Development Projects Completed Within July 1, 2012 and June 30, 2013

Location: Mt. Vernon	**Name:** Magnum Steel works Expansion	
Jobs Created: 50-100	**Jobs Retained:** 50	**CEDS Initiated:** No
Total Cost: $15,979,684	**Private Investment:** $1,603,369	**Public Investment:** $14,376,315

Description:

With help from the Department of Commerce and Economic Opportunity, coal mining equipment manufacturer Magnum Steel Works, Inc expanded operations in Mt. Vernon, IL. This includes the construction of a new 128,000 square foot steel fabrication/manufacturing facility located in the Roland Lewis Industrial Park off of Shiloh Drive in Mt. Vernon, IL.

Location: Carbondale, IL	**Name:** Intertape Polymer Expansion	
Jobs Created: 36	**Jobs Retained:** 75	**CEDS Initiated:** No
Total Cost: $7 Million	**Private Investment:** $675,000	**Public Investment:** $250,000

Description:

Located in the Bicentennial Industrial Park in Carbondale, Illinois, Intertape Polymer completed an expansion of operations within the past year. This expansion resulted in the creation of 36 jobs and retention of 75 jobs.

Location: Du Quoin	**Name:** Du Quoin Industrial Park Road	
Jobs Created: -	**Jobs Retained:** 7	**CEDS Initiated:** No
Total Cost: **$**625,000	**Private Investment:** -	**Public Investment:** $625,000

Description:

With funding assistance through the Delta Regional Authority and IDOT, the City of DuQuoin expanded 1,220 linear feet of road through the Du Quoin industrial park. The new road improved truck access for an existing industry while opening up 30 acres of city owned property for development.

Location: Jackson County	**Name:** Southern Illinois Airport Access Road Construction	
Jobs Created: 30	**Jobs Retained:** -	**CEDS Initiated:** No
Total Cost: $335,000	**Private Investment:** -	**Public Investment:** $335,000

Description:

With funding from the Delta Regional Authority, the Southern Illinois Airport Authority completed the construction of a new airport access road. This road directly serves a $63 million development located at the airport along with opening up surrounding property for development.

Location: Regional	**Name:** SIH Nursing Facility	
Jobs Created: 3-12	**Jobs Retained:** 2,500	**CEDS Initiated:** No
Total Cost: $1,795,247	**Private Investment:** $1,007,735	**Public Investment:** $787,512

Description:

Partnering toward a common goal, Southern Illinois Healthcare (SIH) and John A. Logan College opened a cutting edge nursing training facility. This laboratory inhabits a 6,000 square foot space on the top floor of the College's new communication building. Nurses will be able to engage in hands-on activities that simulate real life medical scenarios in this facility.

Location: Jackson County	**Name:** SIU Transportation Education Center	
Jobs Created: 30	**Jobs Retained:** -	**CEDS Initiated:** No
Total Cost: $63,000,000	**Private Investment:**	**Public Investment:** $63 Mill.

Description:

SIU constructed a new TEC center at the Southern Illinois Airport, a $63 million project, composed of three buildings. The main building (185,910 square feet) is over two football fields long. Also included is a fleet storage building with a covered lot (31,868 square feet) and a test cell center (10,910). TEC will provide plenty of space for classrooms, faculty offices, teaching bays, meeting rooms, and labs.

Location: Mt. Vernon	**Name:** Crossroads Community Hospital Expansion	
Jobs Created: -	**Jobs Retained:** -	**CEDS Initiated:** No
Total Cost: $23,000,000	**Private Investment:** $23,000,000	**Public Investment:** -

Description:

Crossroads Community Hospital completed a $23 million expansion in August 2012. In an effort to evolve in concert with the community's expanding healthcare needs, the expansion connects two wings of the hospital and constructed a modern three-story structure in the courtyard area. The expansion will include upgraded patient care areas with latest healthcare technology to enhance services, patient safety, and the patient experience.

Location: Mt. Vernon	**Name:** St. Mary's Good Samaritan Regional Health Center	
Jobs Created: 112	**Jobs Retained:** -	**CEDS Initiated:** No
Total Cost: $237,000,000	**Private Investment:** $237 Mill.	**Public Investment:** -

Description:

St. Mary's Good Samaritan Regional Health Center in Mt. Vernon, IL, constructed a 359,000 square foot replacement hospital that doubles the size of the old facility. Included in the project is a brand new Medical Office Building, which includes a Surgery Center and numerous outpatient diagnostic services.

Location: Mt. Vernon	**Name:** Mt. Vernon Water Tower	
Jobs Created: -	**Jobs Retained:** -	**CEDS Initiated:** No
Total Cost: $1,001,300	**Private Investment:** -	**Public Investment:** $1,001,300

Description:

The City of Mt. Vernon constructed a new 500,000 gallon water tower to replace the old Times Square Mall water tower.

Location: Du Quoin	**Name:** Du Quoin Sunset Avenue Construction	
Jobs Created: -	**Jobs Retained:** -	**CEDS Initiated:** No
Total Cost: $100,000	**Private Investment:** -	**Public Investment:** $100,000

Description:

Du Quoin constructed Sunset Avenue which will initially support the construction of the new $2 million dialysis clinic.

Location: Pinckneyville	**Name:** Pinckneyville Retail Center	
Jobs Created: -	**Jobs Retained:** -	**CEDS Initiated:** No
Total Cost: $1,000,000	**Private Investment:** $1,000,000	**Public Investment:** -

Description:

An 18,000 square foot retail center completed construction in early 2013. This is the first new retail building constructed in Pinckneyville in a long time.

Location: Carbondale	**Name:** Southern Illinois Research Park Building	
Jobs Created: -	**Jobs Retained:** -	**CEDS Initiated:** No
Total Cost: $2,500,000	**Private Investment:** $2,025,000	**Public Investment:** $475,000

Description:

A new multi-use, multi-tenant building is being built in the SIU Research Park. The 15,000 square foot building will offer office space to new and existing research park tenants. The building is funded by the university and the US Small Business Administration.

Major Economic Development Projects Underway between July 1, 2012 and June 30, 2013

Location: Benton	**Name:** Benton Industrial Park Road Improvement/Expansion	
Jobs Created: 120	**Jobs Retained:** -	**CEDS Initiated:** Yes
Total Cost: $3,014,037	**Private Investment:** -	**Public Investment:** $3,014,037

Description:

The project consists of reconstruction and widening of approximately 8,850 feet of existing roadway, construction of approximately 2,400 feet of new roadway, including storm sewer and other items, the installation of approximately 2, 40 feet of water and sewer main, and the relocation of approximately 4,760 feet of water main.

Location: Southern Illinois	**Name:** Clearwave Fiber Optic Installation	
Jobs Created: 315	**Jobs Retained:** -	**CEDS Initiated:** Yes
Total Cost: $45,395,020	**Private Investment:** $2,128,517	**Public Investment:** $43,266,503

Description:

Clearwave Communications will deploy a high-speed fiber middle mile network across a 23-county region of southern Illinois to address the lack of adequate broadband access.

Location: Du Quoin	**Name:** MPP Expansion	
Jobs Created: 15	**Jobs Retained:** -	**CEDS Initiated:** No
Total Cost: $400,000	**Private Investment:** $400,000	**Public Investment:** -

Description:

Located in the Du Quoin Industrial park, MPP has plans to add 6,000 square feet to its warehouse and adding a new hoist.

Location: Du Quoin	**Name:** Du Quoin Business District Water Main	
Jobs Created: -	**Jobs Retained:** -	**CEDS Initiated:** No
Total Cost: $800,000	**Private Investment:** -	**Public Investment:** $800,000

Description:

Du Quoin will begin construction of a new $800,000 water main in the Central Business District.

Location: Energy	**Name:** Energy Water Tank and Pump Station	
Jobs Created: -	**Jobs Retained:** -	**CEDS Initiated:** No
Total Cost: $1,340,000	**Private Investment:** -	**Public Investment:** $1,340,000

Description:

The Village of Energy is continuing a project to elevate their water storage tank and upgrade the pump station for the Village.

Location: Marion	**Name:** Millennium Destination Development	
Jobs Created: 1,346	**Jobs Retained:** -	**CEDS Initiated:** No
Total Cost: $380,000,000	**Private Investment:** $247 Mill.	**Public Investment:** $133 Mill.

Description:

Millennium Destination Development is working on a large-scale project in the City of Marion to build a destination an entertainment mixed use development. The development that is planned would improve approximately 340 Acres. The development will include a major destination retail outlet, entertainment venues and other traditional retail.

Location: Region	**Name:** Destination 13 Partnership	
Jobs Created: -	**Jobs Retained:** -	**CEDS Initiated:** No
Total Cost: -	**Private Investment:** -	**Public Investment:** -

Description:

A partnership has been formed to develop a strategy to leverage the Destination Development in Marion, IL, to maximize the benefits to the region

Location: Carbondale	**Name:** City of Carbondale Water Storage Facility	
Jobs Created: -	**Jobs Retained:** -	**CEDS Initiated:** Yes
Total Cost: $3,388,257	**Private Investment:** -	**Public Investment:** $3,388,257

Description:

The City of Carbondale is currently constructing a 3 million gallon on-ground water storage facility. This facility will be located on East Park Street and will replace two below ground storage facilities with a combined 2.8 million gallon capacity.

Location: Carbondale	**Name:** City of Carbondale Fire Station - West	
Jobs Created: -	**Jobs Retained:** -	**CEDS Initiated:** Yes
Total Cost: $3,748,732	**Private Investment:** -	**Public Investment:** $3,748,732

Description:

The City of Carbondale is currently constructing a new facility on North Glenview Drive to replace the existing facility on the corner of Oakland and Walnut. This facility will have 4,000 square feet of living and office space for fire fighters, a four bay 3,840 square foot area for fire vehicles, and 3,000 square feet for storage. The facility includes a new Emergency Operation Center with standby generation and a training room.

Location: Pinckneyville	**Name:** Pinckneyville Community Hospital Building Replacement	
Jobs Created: -	**Jobs Retained:** 220	**CEDS Initiated:** No
Total Cost: $30,981,100	**Private Investment:** $5,469,642	**Public Investment:** $25,511,458

Description:

The Pinckneyville Community Hospital District is working to replace an existing building and construct 81,500 square feet of new space to adequately serve the present and future client base. The project includes a new 17 bed hospital and medical office building that occupy the same site with parking.

Location: Pittsburg	**Name:** Pittsburg Ground and Elevated Water Storage Tanks	
Jobs Created: 1	**Jobs Retained:** -	**CEDS Initiated:** No
Total Cost: $1,813,500	**Private Investment:** -	**Public Investment:** $1,813,500

Description:

The Village of Pittsburg is looking to put in new ground and elevated water storage tanks.

Location: Franklin County	**Name:** Rend Lake Water Main By-Pass	
Jobs Created: -	**Jobs Retained:** -	**CEDS Initiated:** No
Total Cost: $2,486,241	**Private Investment:** -	**Public Investment:** $2,486,241

Description:

With funding through the Hazard Mitigation Grant Program, the Rend Lake Conservancy District has begun a project to relocate a water main that runs under a portion of Rend Lake. Due to its location, the water main presents a hazard should a break occur. Should a break occur, the water main would be out of service for an extended period of time, cutting off water supplies to thousands of clients in Jefferson County.

Location: Marion, Illinois	**Name:** Rides Mass Transit Park and Ride Facility	
Jobs Created: -	**Jobs Retained:** -	**CEDS Initiated:** No
Total Cost: $1,900,000	**Private Investment:** -	**Public Investment:** $1,900,000

Description:

Rides mass transit is beginning work on a park and ride/bus transfer facility located in Marion, Illinois. The design will include an all-weather covered seating area, parking for mass transit patrons, and driving lanes for loading and unloading passengers onto shuttle type transit buses.

Location: Marion, Illinois	**Name:** Crab Orchard Egyptian Railroad Bridge Repair	
Jobs Created: 20	**Jobs Retained:** 23	**CEDS Initiated:** No
Total Cost: $70,616	**Private Investment:** -	**Public Investment:** $70,616

Description:

With funding from the Delta Regional Authority, the Crab Orchard Egyptian Railroad will be repairing three bridges along the line in Marion, Illinois. Repairing these bridges will ensure the businesses in the area remain connected via rail to the surrounding area. This project will help save eight jobs and add 20 jobs at Hastie Mining and Trucking and save approximately 15 potential jobs at Carterville Railcar Repair.

Location: Williamson Co.	**Name:** Meridian Road Repair	
Jobs Created: 64	**Jobs Retained:** 98	**CEDS Initiated:** Yes
Total Cost: $125,000	**Private Investment:** -	**Public Investment:** $125,000

Description:

With funding from the Delta Regional Authority, Williamson County is beginning the construction of infrastructure to support a local economic development tourism asset's expansion project. Williamson County will improve the northern portion of Meridian road and work south from the entrance of the Walker's Bluff expansion, about 2,500 feet of road improvements. By providing infrastructure for the Walker's Bluff expansion, the project supports the creation and retention of employment opportunities, as well as increases the number of visitors to the area.

Location: Herrin, Illinois	**Name:** Connecting Road	
Jobs Created: 50	**Jobs Retained: -**	**CEDS Initiated:** Yes
Total Cost: $1,305,300	**Private Investment:** -	**Public Investment:** $1,305,300

Description:

With funding from the Delta Regional Authority, the City of Herrin is beginning the phase 1 construction of a federal aid route that will connect Grand Avenue and Rushing Drive in Herrin, Illinois. This will open up land for potential and planned development to alleviate safety hazards surrounding the Rushing Drive/IL Route 148 intersection. Immediately, this road will provide access to a proposed multi-phase senior living facility with 50 employees and will allow for an alternative means of travel to an existing medical park located east and adjacent to the project corridor. Furthermore, the road will provide for the eventual development of 164 acres of land.

Location: Du Quoin	**Name:** Du Quoin Park and Ride	
Jobs Created: -	**Jobs Retained:** -	**CEDS Initiated:** Yes
Total Cost: $52,500	**Private Investment:** -	**Public Investment:** $52,500

Description:

With funding through the Delta Regional Authority, South Central Mass Transit is beginning work with the City of DuQuoin to construct a park and ride facility located in DuQuoin, IL. The design will include an all-weather covered seating area, driving lanes for loading and unloading passengers onto shuttle type transit buses, accessible features compliant with ADA, landscaping, and integrated passenger access to both public parking and the Armtrak station.

Location: Dowell	**Name:** Village of Dowell Flood Mapping	
Jobs Created: 7-15	**Jobs Retained:** -	**CEDS Initiated:** No
Total Cost: $32,395	**Private Investment:** -	**Public Investment:** $32,395

Description:

With funding through the Delta Regional Authority, the Village of Dowell will begin mapping elevations in the Village. The data collected will be run through FEMA's hydraulic program to calculate the risk of flooding in the community. The result of this work will be the validation of the new drainage infrastructure installed to prevent flooding in Dowell. Once the risk of flooding is proven to be no longer present, FEMA may reissue a new flood map which will provide for greatly reduced flood insurance expenses for residents and businesses. With this new map, it is expected the Village could benefit with new developments within the community. It is expected that a new map will pave the way for a proposed gas station/restaurant that will create approximately 7-15 jobs.

Location: Carterville	**Name:** SIH Cancer Center and Infrastructure	
Jobs Created: 13	**Jobs Retained:**	**CEDS Initiated:** No
Total Cost: $24,854,370	**Private Investment:**$24,566,620	**Public Investment:** $287,750

Description:

With funding from the Delta Regional Authority, the City of Carterville will be extending water and sewer infrastructure to the future site of the Southern Illinois Healthcare Cancer institute. This project will provide infrastructure for a project that will create approximately 13 new permanent full-time and part-time jobs with an SIH investment of approximately $24,566,620.

Location: West Frankfort	**Name:** West Frankfort Incubator Improvements	
Jobs Created: -	**Jobs Retained:** 10	**CEDS Initiated:** No
Total Cost: $52,258	**Private Investment:** -	**Public Investment:** $52,258

Description:

The City of West Frankfort will be receiving funding from the Delta Regional Authority to install a working sprinkler system in the West Frankfort Business Incubator. Currently operating without a working sprinkler system, the business incubator is at risk of losing current tenants driving prospective tenants away due to abnormally high insurance costs. With an operating sprinkler system in place, it is expected that insurance rates will decrease, making the incubator a more economic option for prospective businesses.

Location: Carbondale, IL	**Name:** SI Airport High Tech Zone Development Plan	
Jobs Created: -	**Jobs Retained:** -	**CEDS Initiated:** Yes
Total Cost: $124,000	**Private Investment:** $12,000	**Public Investment:** $112,000

Description:

With funding from EDA, the SI Airport is currently developing a marketing and development plan for the airport campus and for the adjacent land bordering the Airport.

Location: Mt. Vernon	**Name:** Continental Tire Machinery	
Jobs Created: 444	**Jobs Retained:** -	**CEDS Initiated:** No
Total Cost: $224,000,000	**Private Investment:** $224 Mill.	**Public Investment:** -

Description:

Jefferson County's largest employer, Continental Tire the America's LLC, announced that increasing demand for passenger and light truck tired has prompted an investment in the Mt. Vernon plant. $171 million was invested in new machinery and equipment and $53 million directed toward building and infrastructure.

Location: Carbondale IL	**Name:** SIUC McLafferty Annex Research Space	
Jobs Created:-	**Jobs Retained:** -	**CEDS Initiated:** No
Total Cost: $3,000,000	**Private Investment:** -	**Public Investment:** $3,000,000

Description:

The Southern Illinois University of Carbondale is currently studying and establishing a scope of work for renovations to the McLafferty Annex on campus. The main focus of the renovations will be to create flexible research space to support local researchers.

Location: Marion IL	**Name:** Aisin Electronic Illinois Expansion	
Jobs Created: 80	**Jobs Retained:** -	**CEDS Initiated:** No
Total Cost: $14,800,000	**Private Investment:**$14,550,000	**Public Investment:** $250,000

Description:

Aisin Electronic Illinois has broken ground on a 108,005 square foot expansion located next to the current 57,600 square foot facility.

Location: Carbondale IL	**Name:** SIUC Baseball Stadium Renovation	
Jobs Created: -	**Jobs Retained:** -	**CEDS Initiated:** No
Total Cost: $3,437,864	**Private Investment**: $1,800,000	**Public Investment:** $1,637,864

Description:

The Southern Illinois University of Carbondale has accepted bids and will soon break ground on the renovation of the Richard “Itchy” Jones Stadium. The work includes concourse and site work, grandstand improvements, a new playing surface, and new stadium lighting.

Location: Marion	**Name:** Marion Recreation Center	
Jobs Created: 25	**Jobs Retained:** -	**CEDS Initiated:** No
Total Cost: $10,000,000	**Private Investment:** -	**Public Investment:** $10,000,000

Description:

The City of Marion has secured funding and began planning the construction of a 20,000 square foot recreation facility in downtown Marion, Illinois.

Appendix A

Regional Economic and Demographic Data Update

Population

The 2010 Census data shows slow growth (1.90%) over the last ten years in the District as a whole. From the 200 Census to the 2010 Census, Jefferson and Perry Counties lost 3.04% and 3.22% of their population respectively. Franklin and Jackson Counties saw increases of 1.39% and 1.02% respectively, while Williamson County had the largest increase of 8.26% from 2000 to 2010. Williamson County has had a population increase every ten years since 1960. In that time their population has grown from 46,117 to 66,357 a 43.89% increase. The district's population has increased in the same timeframe from 179,048 to 227,313 a 26.96% increase.

2000-2010 Population Change

Municipal Population Change 2000 - 2010 Census

City	2010	2000	% Change
Ava city, Illinois	654	662	-1.21%
Belle Rive village, Illinois	361	371	-2.70%
Benton city, Illinois*	7,087	6,879	3.02%
Bluford village, Illinois	688	785	-12.36%
Bonnie village, Illinois	397	424	-6.37%
Buckner village, Illinois	462	479	-3.55%
Bush village, Illinois	275	257	7.00%
Cambria village, Illinois	1,228	1,330	-7.67%
Campbell Hill village, Illinois	336	333	0.90%
Carbondale city, Illinois*	25,902	25,597	1.19%
Carterville city, Illinois	5,496	4,616	19.06%
Christopher city, Illinois*	2,382	2,833	-15.92%
Colp village, Illinois	225	224	0.45%
Crainville village, Illinois	1,254	992	26.41%
Creal Springs city, Illinois	543	702	-22.65%
Cutler village, Illinois	441	543	-18.78%
De Soto village, Illinois	1,590	1,653	-3.81%
Dix village, Illinois	461	494	-6.68%
Dowell village, Illinois	408	441	-7.48%
Du Quoin city, Illinois	6,109	6,448	-5.26%
Elkville village, Illinois*	928	988	-6.07%
Energy village, Illinois	1,146	1,175	-2.47%
Ewing village, Illinois	307	310	-0.97%
Freeman Spur village, Illinois	287	273	5.13%
Gorham village, Illinois	236	256	-7.81%
Grand Tower city, Illinois	605	624	-3.04%
Hanaford village, Illinois*	327	214	52.80%
Herrin city, Illinois	12,501	11,298	10.65%
Hurst city, Illinois	795	805	-1.24%
Ina village, Illinois	2,338	2,455	-4.77%
Johnston City city, Illinois	3,543	3,557	-0.39%
Macedonia village, Illinois	63	51	23.53%
Makanda village, Illinois	561	419	33.89%
Marion city, Illinois	17,193	16,035	7.22%
Mount Vernon city, Illinois	15,277	16,269	-6.10%
Murphysboro city, Illinois*	7,970	8,694	-8.33%
Nason city, Illinois	236	234	0.85%
North City village, Illinois	608	630	-3.49%

Source: U.S. Census

Municipal Population Change 2000 - 2010 Census

City (Continued)	2010	2000	% Change
Orient city, Illinois*	358	307	16.61%
Pinckneyville city, Illinois	5,648	5,464	3.37%
Pittsburg village, Illinois	572	575	-0.52%
Royalton village, Illinois	1,151	1,130	1.86%
St. Johns village, Illinois	219	218	0.46%
Sesser city, Illinois	1,931	2,128	-9.26%
Spillertown village, Illinois	203	220	-7.73%
Stonefort village, Illinois	297	292	1.71%
Tamaroa village, Illinois	638	740	-13.78%
Thompsonville village, Illinois	543	571	-4.90%
Valier village, Illinois	669	662	1.06%
Vergennes village, Illinois*	298	330	-9.70%
Waltonville village, Illinois	434	422	2.84%
West City village, Illinois	661	716	-7.68%
West Frankfort city, Illinois	8,182	8,196	-0.17%
Whiteash village, Illinois	241	268	-10.07%
Willisville village, Illinois	633	694	-8.79%
Woodlawn village, Illinois	698	630	10.79%
Zeigler city, Illinois	1,801	1,669	7.91%
Total Municipal	**146,397**	**145,582**	**0.56%**

County	2010	2000	% Change
Franklin County, Illinois	39,561	39,018	1.39%
Jackson County, Illinois	60,218	59,612	1.02%
Jefferson County, Illinois	38,827	40,045	-3.04%
Perry County, Illinois	22,350	23,094	-3.22%
Williamson County, Illinois	66,357	61,296	8.26%
Regional Total	**227,313**	**223,065**	**1.90%**
Unincorporated Area	**80,916**	**77,483**	**4.43%**

Regional Population Increased by 1.90%
Municipal Population Increased by 0.56%
Unincorporated Population Increased by 4.43%

Source: 2010 Census Redistricting Data, P.L. 94-171 Summary File
2000 Census Redistricting Data, P.L. 94-171 Summary File
* Note: 2000 Count Question Resolution

Labor Force

	2007	2008	2009	2010	2011	2012
Franklin	18,163	17,907	17,630	18,027	17,625	17,307
Jackson	32,898	32,938	32,061	32,737	32,152	31,310
Jefferson	21,199	20,781	20,547	20,191	20,191	198,832
Perry	9,977	9,567	9,382	9,436	9,436	9,172
Williamson	36,104	35,293	34,572	34,754	34,754	34,471
District	118,341	116,486	114,193	115,912	114,158	112,092

Source: Illinois Department of Employment Security

Unemployment Rates

	2007	2008	2009	2010	2011	2012
Franklin	8.3	9.5	12.8	13	11.7	11.2
Jackson	4.9	5.8	7.2	8	7.7	7.6
Jefferson	5.2	6.4	9.4	9.7	8.7	8.5
Perry	8.7	9.8	11.8	12	10.7	11.3
Williamson	6.8	7.1	9.1	9.5	8.9	8.3
District	6.4	7.2	9.4	9.8	8.9	8.9
Illinois	5.1	6.4	10	10.4	9.7	8.9
United States	4.6	5.8	9.3	9.6	8.9	8.1

Source: Illinois Department of Employment Security and Bureau of Labor Statistics

State Sales Tax Receipts

	2008	2009	2010	2011	2012
Franklin	$13,732,097	$13,636,139	$14,491,662	$15,077,894	$15,260,451
Jackson	$32,276,961	$32,581,143	$32,594,129	$32,918,941	$32,780,587
Jefferson	$23,832,072	$23,185,573	$24,708,019	$25,888,385	$25,306,014
Perry	$6,034,328	$6,034,328	$6,613,753	$6,844,745	$7,059,823
Williamson	$39,346,534	$40,915,959	$40,323,840	$40,624,815	$42,875,092
District	$115,221,992	$116,353,140	$118,731,403	$121,354,780	$123,281,967

Source: Illinois Department of Revenue, Standard Industrial Classification (SIC) Code Reporting, Calendar Year - Sales Made During January Through December.

Per capita personal income (dollars)

Period	Franklin	Jackson	Jefferson	Perry	Williamson	District	Illinois	United States
2007	$26,207	$27,997	$29,402	$22,592	$29,783	$27,905	$41,950	$39,506
2008	$27,414	$30,801	$31,323	$24,406	$31,915	$29,990	$43,502	$40,947
2009	$27,741	$31,282	$30,945	$24,557	$31,589	$30,034	$40,865	$38,637
2010	$28,770	$32,495	$32,213	$25,418	$32,964	$31,240	$42,025	$39,791
2011	$29,656	$33,213	$33,546	$26,540	$33,674	$32,132	$43,721	$41,560

Source: Bureau of Economic Analysis

Layoffs (July 1, 2012 - June 30, 2013)

COMPANY NAME	CITY	COUNTY	1st LAYOFF DATE	LAYOFF SCHEDULE	50 or Above	NUM AFFECT	TOTAL AFFECT	INDUSTRY TYPE	TAA Cert
Hostess Brands	Marion	Williamson	7/5/2012	Layoffs	Yes	20	20	Delivery	Yes
Bombardier/BRP	Benton	Franklin	11/13/2012	Layoffs	Yes	318	318	Boat factory	Yes
Frontier	Carbondale	Jackson	12/28/2012	Layoffs	No	25	25	Call Center	No
Kroger	DuQuoin	Perry	3/23/2013	Layoffs	Yes	65	65	Grocery Store	No
Chartwells	Carbondale	Jackson	5/31/2013	Layoffs	Yes	72	72	Catering	No
Illinois Ed. Assoc.	5 Counties	Williamson	6/1/2013	Layoffs	No	?	?	Education	No

APPENDIX B

Identified Project List

Project	Location	Policy-Goal
Construct new airline terminal in Williamson County Airport	Marion IL	P1-G1
Build 1,500,000 gallons in new water storage capacity in Du Quoin	Du Quoin IL	P2-G2
Build a connectivity "meet-me" point in the Carbondale area to enhance overall connectivity and support a health information exchange	Carbondale IL	P1-G2
Build a new northwest wastewater treatment plant serving Benton	Benton IL	P2-G2
Build a new road connecting Rushing Drive northward to Grand Road in Herrin in partnership with Williamson County	Williamson County	P2-G2
Build a new wastewater treatment plant that serves West Frankfort	West Frankfort IL	P2-G2
Build a professional office incubator in West Frankfort	West Frankfort IL	P1-G3
Build a railroad overpass over South Du Quoin Street in Benton	Benton IL	P2-G2
Build Infrastructure and related improvements to enhance tourism in the Gun Greek area of Rend Lake	Jefferson County	P1-G3
Build Pipeline to provide water to new developments along the new I-57 interchange in Mt. Vernon for the Rend Lake Conservancy District	Jefferson County	P1-G1
Complete a feasibility study for the development of a foreign trade zone in the District	Greater Egypt EDD	P3-G2
Conduct a strategic planning study for the Southern Illinois Center at the Du Quoin State Fairgrounds.	Du Quoin IL	P2-G7
Conduct a strategic planning study resulting in a comprehensive infrastructure plan for the City of Herrin	Herrin IL	P2-G2
Conduct an aggressive regional demand creation and aggregation project to further enhance regional connectivity	Greater Egypt EDD	P1-G2
Road improvements to Meridian Road serving Walker's Bluff	Carterville IL	P1-G1
Construct a new southwest pump station at the south end of Perry County Fairgrounds in Pinckneyville	Pinckneyville IL	P2-G2
Construct a new wastewater treatment plant on Weaver Road in Herrin	Herrin IL	P2-G2
Construct a new wastewater treatment plant serving Pinckneyville	Pinckneyville IL	P2-G2
Construct a new water tower on Brewster Road in Herrin	Herrin IL	P2-G2
Construct a workforce development and community education building on the campus of John A. Logan College. The building would be 21,000 square feet with the majority of the space allocated for specialty classrooms and expansive, flexible space for training large groups. The building will be designed and constructed to achieve LEED certification, and would feature green roof and ground source geothermal heating and cooling.	Carterville IL	P2-G4
Construct an industrial training center in Mt. Vernon	Mt. Vernon IL	P2-G5
Develop a back-up water supply to serve the City of Carbondale	Carbondale IL	P2-G2
Develop a basic energy policy as a framework through which energy related activities and projects may take place.	Greater Egypt EDD	P3-G2
Develop a support structure to assist units of local government to develop effective and implementable land use and property maintenance plans	Greater Egypt EDD	P2-G1
Develop an industrial park site in the area of the abandoned Vocational-Technical Institute in Williamson County	Williamson County	P1-G3

Identified Project List (Continued)

Project	Location	Policy-Goal
Develop expertise and assets to conduct a regional microenterprise lending and support program	Greater Egypt EDD	P1-G3
Develop informational and promotional programs and distribute timely socio-economic data to assist local organizations market the region.	Greater Egypt EDD	P3-G1
Develop policies regulating the environmental management of natural resources related to the pollution, conservation, land use, and maintaining the natural character and beauty of the region.	Greater Egypt EDD	P3-G2
Develop recreational trails in the District	Greater Egypt EDD	P2-G1
Develop regional access to venture and angel investor financial resources, particularly for debt and equity funding	Greater Egypt EDD	P1-G3
Develop two industrial parks in Jefferson County targeting manufacturing and transportation, distribution and logistics.	Jefferson County	P1-G1
Diversify the District's economic base by expanding manufacturing, service, trade, and tourism related industries.	Greater Egypt EDD	P3-G1
Ensure sustainability of Small Business Development Center programs	Greater Egypt EDD	P1-G3
Expand and support leaderships programs including Lead SI Youth Leadership Program, youth entrepreneurship programs, and community leadership programs.	Greater Egypt EDD	P3-G1
Expand water and sanitary sewer service at Du Quoin Industrial Park	Du Quoin IL	P1-G1
Extend Factory Outlet Drive and related infrastructure to the West Frankfort Industrial Park	West Frankfort IL	P1-G1
Extend Mainline Road and related infrastructure into the West Frankfort Industrial Park	West Frankfort IL	P1-G1
Generate federal research grants and contracts (SBIR/SBTT) by technology-based firms in the region and University spin-out companies.	Greater Egypt EDD	P1-G3; P3-G2
Implement a regional public transportation system for the workforce	Greater Egypt EDD	P2-G2
Improve the infrastructure at the Carbondale Business Park East	Carbondale IL	P1-G1
Improve the overall climate for growth of regional entrepreneurship, small business development, and innovation and technology	Greater Egypt EDD	P1-G3; P3-G2
Improve the quality of regional air transport to and from the region	Greater Egypt EDD	P3-G1
Improve the spillway at the Pinckneyville Reservoir	Pinckneyville IL	P2-G2
Improve the Wastenia Street By-Pass in Benton IL including widening and increasing turn lanes	Benton IL	P1-G1
Increase connectivity bandwidth to Southern Illinois University-Carbondale to at least 10 gigabits/second to support teaching, research, and service missions,	Greater Egypt EDD	P2-G4
Increase regional access to affordable internet services at increasingly higher bandwidths	Greater Egypt EDD	P1-G2
Increase commercial space in Benton IL on Airport Frontage Road adjacent to I-57.	Benton IL	P1-G3
Increase the flow of communication and cooperation among local, state, and national governments as well as with local development groups.	Greater Egypt EDD	P3-G1
Increase the number of new and retained knowledge-based enterprises with corresponding growth in related high-skilled employment opportunities	Greater Egypt EDD	P2-G5; P3-G2
Install a new 8" ductile iron water main on South Washington Street between Walnut Street and Grand Avenue in Carbondale to improve fire protection and pressure to the building along Washington Street	Carbondale IL	P2-G2
Leverage SIU research for economic development	Greater Egypt EDD	P3-G2

Identified Project List (Continued)

Project	Location	Policy-Goal
Upgrade the current sewage treatment plant #2 that serves the Pinckneyville Correctional Center	Pinckneyville IL	P2-G2
Upgrade water and sewer infrastructure to various areas of West Frankfort and the surrounding areas	West Frankfort IL	P1-G1
Relocate North Airport Road at SI Airport. This road will increase the development potential and accessibility of approximately 96 acres of aeronautical and non-aeronautical land.	Jackson County	P1-G3
Make infrastructure improvements to the Bicentennial Industrial Park in Carbondale	Carbondale IL	P1-G1
New water tower at Du Quoin Industrial Park	Du Quoin IL	P1-G1
Promote the construction of a four lane highway connecting Jackson County to the St. Louis Metro area.	Greater Egypt EDD	P3-G2
Promote the region as a retirement area.	Greater Egypt EDD	P3-G1
Provide citizens educational and awareness programs and stimulate regional pride and promotion.	Greater Egypt EDD	P3-G1
Provide requisite infrastructure, roads, utilities, signage, etc. to develop a targeted 600 acre mixed use site in Jefferson County to attract commercial, tourism, retail, residential, and light industrial usage.	Jefferson County	P1-G3
Reconstruction of New Era Road from Glenn Road to Airport Road serving the SI Airport	Jackson County	P1-G1
Reconstruction of roads serving the Murphysboro Industrial Park	Murphysboro IL	P1-G1
Renovate Herrin City Hall	Herrin IL	P2-G2
Replace antiquated clay storm sewer lines at various locations in Herrin	Herrin IL	P2-G2
Replace antiquated sanitary sewer lines at various locations in Herrin	Herrin IL	P2-G2
Replace deteriorated and undersized water mains in the City of Benton	Benton IL	P2-G2
Replace existing cast iron water mains at various locations throughout Herrin	Herrin IL	P2-G2
Replace existing water main from the water tower on Stave Mill road eastward through downtown on Walnut Street to 2nd Street in Murphysboro	Murphysboro IL	P2-G2
Replace existing water mains in Du Quoin from Main to Gran Way	Du Quoin IL	P2-G2
Replace existing water mains in Du Quoin on Main Street from Line Street to West Street	Du Quoin IL	P2-G2
Replace the city hall in Murphysboro	Murphysboro IL	P2-G2
Replace the existing wastewater treatment plant in Murphysboro	Murphysboro IL	P1-G3
Resurface all brick and oil-chip streets at various locations throughout Herrin	Herrin IL	P2-G2
Significantly improve the former Crab Orchard Water district system now owned by the City of Carbondale	Carbondale IL	P2-G2
Support Destination 13, a partnership formed to develop a strategy to leverage the Destination Development in Marion IL to maximize benefits to the region.	Marion IL	P3-G1
Support rural manufacturing and related workforce development initiatives	Greater Egypt EDD	P2-G5; P3-G2
Support the development of the STAR Bond District in Marion IL.	Marion IL	P1-G3
Update and maintain the AccessSI database.	Greater Egypt EDD	P2-G6
Extend Flightline Road south to connect to the relocated Airport Road and improve the road network surrounding SI Airport. This will increase access to 30 acres of aeronautical land and 46 acres of non-aeronautical development land.	Jackson County	P1-G3
Acquire land around the SI Airport for future developments.	Jackson County	P1-G3

Identified Project List (Continued)

Project	Location	Policy-Goal
Develop a solar power array at SI Airport.	Jackson County	P1-G1
Construct a replacement terminal building at the SI Airport due to the current facilities age, structural deficiencies, and asbestos issues while deploying the use of geothermal HVAC and solar power arrays in the new facility.	Jackson County	P1-G1
Extend Dee Browning Road and repair Weeks Road in West Frankfort, Illinois to help support the proposed construction of a new business.	West Frankfort IL	P1-G3
Sanitary Sewer trunkline improvements in Sesser, Illinois	Sesser IL	P2-G1
Wastewater Treatment Plant Improvements in Sesser, Illinois	Sesser IL	P2-G1
Water treatment improvements to remedy IEPA Violations	Sesser IL	P2-G1
Construct a Multimodal Transportation Center in Carbondale	Carbondale IL	P2-G2
Form a value-added food processing initiative for the region	Greater Egypt EDD	P3-G1
Relocate existing Rend Lake Conservancy District water mains under river crossings and Interstate 57 to avoid extended water outage should a break occur	Greater Egypt EDD	P2-G2
Upgrade Rend Lake Conservancy District Pump Stations to meet increasing water demands	Greater Egypt EDD	P2-G2
Expand Rend Lake Conservancy District Water Mains to Johnston City	Williamson County	P2-G2
Expand Rend Lake Conservancy District Water Mains to Mt. Vernon	Jefferson County	P2-G2
Develop a Jackson County Port Facility	Jackson County	P1-G3
Improve infrastructure at the Southern Illinois Research Park to support development	Carbondale IL	P1-G1
Improve the roadway to Knob and Spruce roads as well as improve connector roadways and construct water and sewer infrastructure to accommodate industrial development in Waltonville, IL	Jefferson County	P1-G3
Implement Smart Growth Planning for the area on the west side of I-57 in Mt. Vernon from I-64 to the North, to Drivers Road to the West, to Ambassador Road to the South and to I-57 on the East side of the target area	Jefferson County	P1-G3